














RAFT


ROAD AWARENESS FOR TODDLERS

TOP 10 TIPS FOR PROMOTING ROAD AWARENESS & SAFETY TO TODDLERS

-  Teach the Green Cross Code to your toddler every time you cross a road, 'Stop, Look, Listen, Cross' whilst holding hands/using reins.
-  Promote handholding at all times and the message that adults keep you safe near roads. Point out adults that help us cross the roads, i.e. lollipop man/lady.
-  Sing songs to reinforce messages about traffic and road awareness, i.e. 'Twinkle, twinkle traffic light'. (RAFT courses use a number of road awareness songs in teaching children).
-  Sit on a bench on the way to the local shops or park and discuss different modes of transport, colours of vehicles, the speed (fast and slow) with your toddler.
-  When you are out and about with your toddler reinforce the message that cars/lorries/bicycles (whatever modes of transport you see) use the road and people use the pavements.
-  Discuss safe playing areas (e.g. the park) and NEVER play near roads.
-  Take a toy car and ask your toddler to touch it and ask is it 'hard' or 'soft'? Then ask your toddler to feel their tummy and ask if it is 'hard' or 'soft' – explain cars are 'hard' and we are 'soft' and cars can hurt us.
-  Make a conscious effort to stop when crossing driveways to check no cars are coming in or out of driveways and explain what and why you are doing this to your toddler.
-  Wear bright clothes on a dark/cloudy/dull day and fluorescent and reflective clothes at night, explain that this is so you can be seen from far away by traffic.
-  Involve your toddler in where to cross the road, discuss safe places to cross; pelican crossing, zebra crossings. Also discuss why crossing in between/near parked cars can be dangerous (cannot be seen).
-  Never say 'ok' when crossing the road, always be clear in saying 'it is safe to cross now' in case you are distracted and say 'ok' near a road and your toddler assumes it is safe to cross.



ROAD AWARENESS SONGS FOR TODDLERS



Twinkle Twinkle Traffic Lights

Twinkle twinkle traffic lights
Round the corner shining bright

Red means stop
And green means go
Yellow means very very slow

Twinkle twinkle traffic light
Round the corner shining bright


Red means stop
And green means go
Yellow means very very slow
Twinkle twinkle traffic lights
Round the corner shining bright

BOOK A COURSE

Would you like to learn how to help keep your toddler safe whilst out and about? Do you think they could benefit from learning key road awareness life skills?

Come along to one of our interactive RAFT courses, where you and your toddler shall be engaged with road awareness songs, imaginative props, role play, ride ons and much more.


Our **Road Trip course** includes the following messages and lesson topics:

 Traffic and different traffic sounds


 Near and far, fast and slow

 Hand holding and keeping safe near roads

 Stop, look, listen and cross

 Be Bright, Be Seen

 Distractions and weather

 Mini road routes using ride-ons, traffic lights and road signs

 RAFT craft sessions

Our **Short Trip course** includes the following messages and lesson topics:

 Traffic and different traffic sounds

 Hand holding and keeping safe near roads

 Stop, look, listen and cross

 Be Bright, Be Seen

 Distractions and weather

Our next course:
Date:
Time:

Venue:
Course content:
Cost: